



*Family Owned
Since 1953*

Photo by Bruce Pennings



Propane Service

From the coldest nights to the hottest days, we are there for you. If you need emergency service, general maintenance or a propane delivery, Kerschner's service technicians are ready to attend to your needs from propane tank to burner tip. Kerschner's specializes in personal service, auto-matic delivery and customized billing plans.

- Residential
- Commercial
- Agricultural
- Industrial
- Temporary Construction Heat

1-800-729-2570
715-228-2570

609 Wautoma Road (Hwy 2ⁿ E) • Coloma, WI 54930



Value Added Services

HEATING & COOLING

Comfort and convenience. Kerschner's is your total heating and air conditioning professional from the design and selection to the final installation.

- Energy-Efficient Furnaces and Air Conditioners
- Automatic Humidifiers
- High-Efficiency Air Cleaners
- Boilers
- In-Floor Heating Systems
- Hydronic Heating Systems
- Mini-Splits
- Room Heaters
- Garage Heaters
- Servicing ALL Makes and Models
- New System Design, Replacement and Repair

PLUMBING

From start to finish. Kerschner's is the first choice for high quality, professional craftsmanship.

- New Construction
- Remodeling
- Repairs
- Well Inspection and Installation

SEPTIC INSTALLATION AND MAINTENANCE

Handling all your needs. Kerschner's promptly and professionally handles complete system installations, simple repairs and inspections.

- Inspection
- Complete System Design and Installation (New and Replacement)
- Tank Pumping

LP GAS



HEATING



COOLING




PLUMBING



SEPTIC INSTALLATION & MAINTENANCE

kerschners.com



GAS SERVICE, INC.

...here to help keep the pilots burning.




The best time to call for your delivery is **30-20%**

TUNDRA TED REMINDING YOU...



Don't forget to change your batteries and check your filters!



10% Discount on Heating & Cooling Repairs

Priority Service

10% Discount on Plumbing Repairs

PLEASE GRILL SAFELY

- Know where the shut-off valve is
- Check all connections
- Don't leave an open flame unattended

How to shut off the gas supply on tanks:

Locate shut-off valve. (Large storage tanks will have the valve under the cover.) Turn shut-off valve to the right (clockwise) to stop the flow of propane.

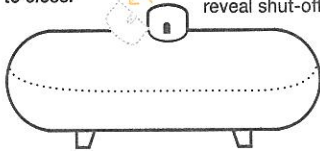


Turn shut-off valve to the right to close.



Small Propane Tank Shut-off valve here

Large Storage Tank Open tank cover to reveal shut-off valve



Kerschner's Offers:

- No Hidden Delivery Fees
- Personal Service
- Automatic Delivery
- Automatic Payment Options
- Easy Pay Program



Keeping your account information up to date helps us provide you better service!

1-800-729-2570
715-228-2570

kerschners.com

Know what's below.

Call 811
before you dig.

Wisconsin State Statute 101.16(4) states:

(b) 1. A person who owns, leases, or uses a propane gas system and who is a customer of a retail supplier shall notify the retail supplier of the propane gas for the propane gas system of any interruption in the operation of the propane gas system due to the replacement, modification, repair, or servicing of the propane gas system by any other than the retail supplier. The customer shall provide the notice at least 7 days in advance of the interruption in the operation of the propane gas system, except as provided in subd. 2. The retail supplier or the person replacing, modifying, repairing, or servicing the propane gas system, shall perform a check for leaks or other defects in the propane gas system before placing the propane gas system back into operation in the manner required by rule. 2. If the interruption of the propane gas system subject to subd. 1. is due to emergency repair or servicing, the customer shall provide the notice to the retail supplier as soon as possible and no later than 24 hours after the repair or servicing is completed.